

Double Beam Screeds

POWERFUL

-

EASY TO USE

-

RELIABLE

-



UNIVERSAL



Double beam Screed Electric (DSE) and **Double beam Screed Petrol (DSP)** are used for compaction and smoothing of fresh concrete slab up to 200 mm thick. Directional and adjustable vibration and adjustable beam deflection makes concrete flat and plain.

Model	DSE	DSP
Engine	Electric-400 V / 42 V	Petrol 95, Honda GX 160
Standard lengths, m	3.15; 4.25; 5.25; 6.25; 7.25*; 8.25*; 9.25*; 10.25* ¹	
Weight depending on standard lengths, m	73; 76; 85; 92	78; 87; 94; 101
Engine weight, kg	19	15.1
Power, kW	0.55	4.0
Width, mm	450	
Height, mm	355	555
Beam height, mm	120	
Vibration penetration into concrete mix, mm	200...250	
Beam material	aluminium	

Features:

- *Produced of light special aluminium*
- *Regulated direction and power of vibration*
- *Adjustable tensioning rods*
- *Reversible direction of screed movement*
- *Equipped with special pull handles and straps*
- *Drive unit can be placed on different beam lengths*
- *Optimal weight to be used by two operators*
- *Curved in the middle profile to compensate for vibrator weight*



Ref.	Specification	Picture	Price
DSE 3.15m: Double beam Screed Electric	400V/42V; 0.55kW; 73kg; vibration depth 220mm		
DSE 4.25m: Double beam Screed Electric	400V/42V; 0.55kW; 76kg; vibration depth 220mm		
DSE 5.25m: Double beam Screed Electric	400V/42V; 0.55kW; 85kg; vibration depth 220mm		
DSE 6.25m: Double beam Screed Electric	400V/42V; 0.55kW; 92kg; vibration depth 220mm		
DSP 3.15m: Double beam Screed Petrol	Honda GX160; 4kW; 78kg; vibration depth 250mm		
DSP 4.25m: Double beam Screed Petrol	Honda GX160; 4kW; 87kg; vibration depth 250mm		
DSP 5.25m: Double beam Screed Petrol	Honda GX160; 4kW; 94kg; vibration depth 250mm		
DSP 6.25m: Double beam Screed Petrol	Honda GX160; 4kW; 101kg; vibration depth 250mm		

¹ * Can be produced upon request.